

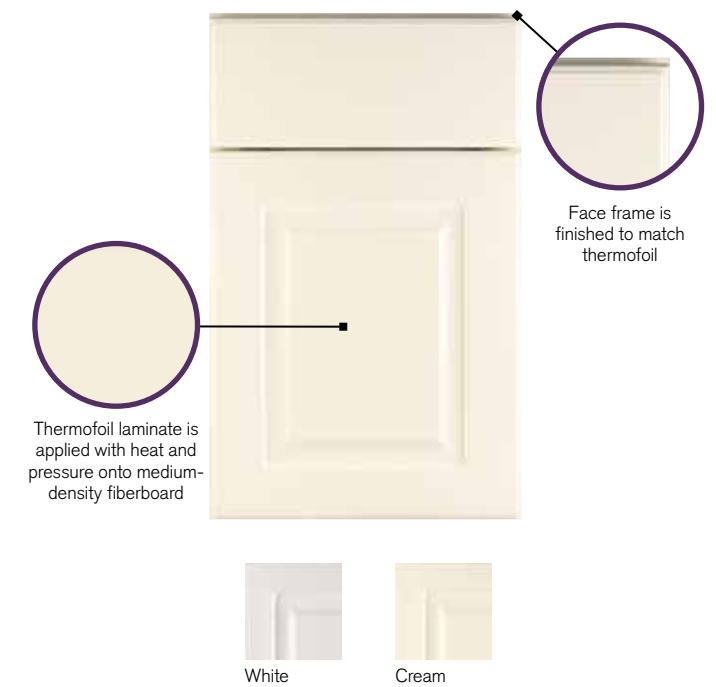


## FINISH TECHNIQUES & EXPECTATIONS

### THERMOFOIL

Available in White or Cream, thermofoil cabinet doors feature a flawless, silky-smooth surface. Thermofoil material is applied to medium-density fiberboard (MDF) using an intense heat and pressure-bonding process to ensure durability.

- Made of laminate, thermofoil finish provides a uniform look from door to door and is easy to clean.
- Thermofoil reacts to heat. To protect a thermofoil finish and maintain its warranty, a KraftMaid heat shield is required on cabinetry located next to an oven.
- Prolonged exposure to tobacco smoke will discolor thermofoil finishes, and this side effect is not covered under warranty.



### VINTAGE FINISHES

The labor-intensive vintage finish process gives the appearance of heirloom cabinetry that has been well loved and used. The unfinished door and drawer fronts are uniquely distressed and over-sanded. Next, several coats of heavily pigmented stain saturate the wood for a rich, beautiful color that allows the perfect hint of wood grain to show through. The corners and edges of the door and drawer fronts are over-sanded once again, revealing the natural beauty of the cherry wood.

- Multiple steps, including random distressing and over-sanding, create an aged appearance where no two doors look exactly alike.
- As wood naturally expands and contracts, hairline cracks in the joints may occur. Joint lines are normal and do not affect the strength of the door's construction.

Availability varies on Cherry

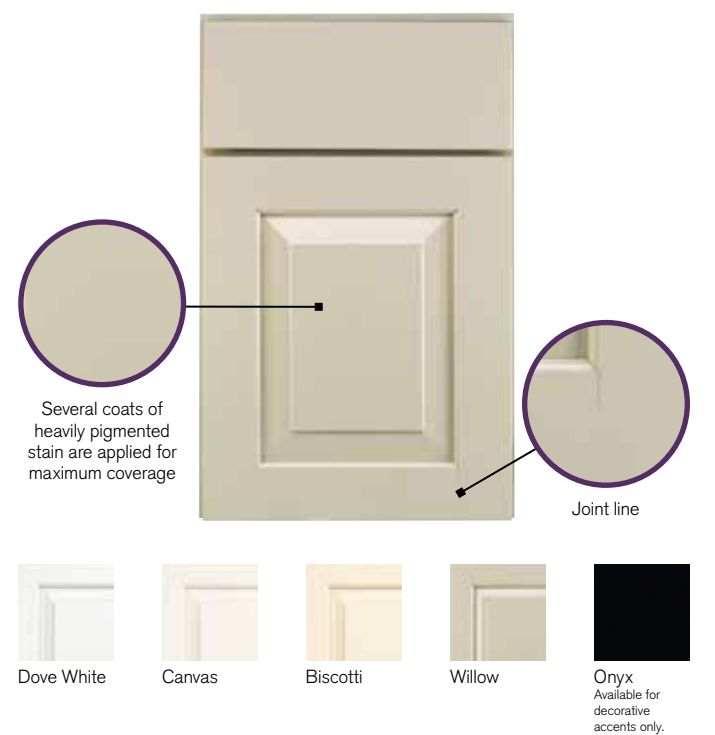


### PAINTED FINISHES

Several coats of heavily pigmented semi-opaque stain saturate the wood for rich, beautiful color while allowing some of the natural beauty of the grain to remain visible. KraftMaid uses solid wood as the base material for painted finishes, whereas some other cabinetry manufacturers use engineered wood.

- The characteristics of the wood are less noticeable with painted finishes than with stained finishes.
- Since wood naturally expands and contracts, you may see hairline cracks in the finish surface at the joints. Joint lines are normal and do not affect the strength of the door's construction.
- Painted finishes are only available on maple due to the more uniform appearance and smooth, clean characteristics of this wood.

Availability varies on Maple



### NATURAL EXPECTATIONS

*"In nature, nothing is perfect and everything is perfect. Trees can be contorted, bent in weird ways, and they are still beautiful."* – Alice Walker  
It's hard to believe, but your cabinets had a life long before you. Before they took residence in your home, they lived in nature. And, in many ways, nature lived in them. This is evident in the grain of the wood, the pinholes, the knots, the burls and the eclectic coloration left behind by mineral deposits. If you look closely, you can read the story of their former life. As with all organic material, there are also things to expect as the wood adjusts to a new life in your home.

**Joint Lines** – Wood is in a constant state of expansion and contraction. This normal movement may cause some hairline cracks at the joints in the finish surface on cabinet doors and face frames. This is a natural occurrence and does not weaken or diminish the strength of the joints.

**End Grain** – End grain surfaces are softer in composition than other areas of the wood. As such, they absorb more stain and often appear darker. This is a natural reaction and potential variances cannot be prevented.

**Telegraphing** – The grain is the identifying feature of each wood type. This grain will "telegraph" or show through the stain. Open or coarse-grained wood (oak, hickory) will telegraph more than closed or fine-grained wood (maple, cherry).

**Mineral Streaks** – In nature, mineral deposits may form in the wood as the tree extracts nutrients from the soil. Common in many wood types, these mineral deposits cause blackish-blue streaks in the grain. When a finish is applied to mineral streaks, it may appear lighter or darker than other areas of your cabinetry.

**Aging** – Certain wood, such as cherry, will continue to mellow and darken over time. This brings warmth to lightly stained cherry and increases depth below darker stains.

**Environmental Factors** – A wood product is typically affected by environmental conditions that may alter its appearance from what it looked like when it was new. Here are a few conditions to keep in mind:

- As wood ages, the appearance of the finish may change or darken over time due to environmental factors such as interior lighting, sunlight and humidity.
- Finishes react to prolonged exposure to tobacco smoke, resulting in discoloration, which is especially noticeable on white and lighter finishes.
- Ovens and ranges emit heat and steam during operation. To protect the finish of adjacent cabinets, we strongly recommend the use of heat shields. On thermofoil cabinetry, heat shields are required to maintain the KraftMaid warranty.
- Showroom cabinetry samples, depending on age, room lighting and environmental factors, may look different from the new cabinetry installed in your home. To ensure satisfaction with a finish color, it is best to view a new sample in your home environment.

**Color Variation** – All KraftMaid finishes are hand-crafted; therefore, each door will be unique. In addition, the natural characteristics of wood lend themselves to color variation, and this is also true when finish is applied. Veneer wood absorbs more stain than solid wood and will appear darker. Some door styles are built with a solid wood frame and a veneer center panel, which will show more color variation than doors with all solid wood components.

### WOOD TYPES

**Maple** is a strong wood that is primarily off-white in its raw state. However, maple sometimes contains light hues of yellow-brown and pink as well as light tan or reddish-tinged streaks that darken with stain. Typically straight-grained, maple can be wavy or even curly. Hard maple offers more uniformity than other wood types, making it ideal for living spaces that feature a clean, streamlined appearance.

**Oak** has a prominent, open grain ranging in color from white, to yellow, to reddish brown. Sometimes streaked with green, yellow or black mineral deposits, red oak's strong grain often varies from closely knit to a distinctive, sweeping arch pattern. When cut across the rings (quartersawn), red oak's grain patterns are more subtle, resulting in a cleaner look than one traditionally associated with oak.

**Cherry** is a rich, multi-colored hardwood, often used in fine furniture. In its raw state, cherry has pinkish-brown hues with occasional shades of white, green, pink or gray. Small gum pockets, streaks, pin knots and figures are common wood characteristics. Natural or light stains accent the color variations in cherry, while very dark stains soften its complexity. All cherry wood naturally darkens or "mellows" with age.

**Birch** is a medium-density hardwood with a distinct, moderate grain pattern that ranges from straight to wavy or curly. The predominant sapwood color is white to creamy yellow, while the heartwood varies in color from medium or dark brown to reddish brown, which may result in color variation within the same door.

**Hickory** is a strong, open-grained wood that is known for its flowing grain pattern and dramatic variation in color. Hickory often contains random pecks, burls and mineral streaks. A single hickory door might vary from light to deep brown when finished in light or natural stains. Darker stains will mildly tone these color variations, but these very characteristics make each hickory kitchen unique.

### BRINGING YOUR IDEAS TO LIFE

Choosing the right finish and wood type for your cabinetry is important, and KraftMaid is pleased to help bring your ideas to life. To ensure the highest satisfaction with your finish selection, we strongly recommend you order an actual door sample and view it in your home prior to ordering your cabinetry.

To find inspirational ideas, order additional finish samples or locate a KraftMaid dealer near you, visit [kraftmaid.com](http://kraftmaid.com).



## SO PERSONAL, IT COULD ONLY BELONG TO YOU

You have a favorite color. You eat at your favorite restaurant. You have style. You have personality. So, why would you choose a cabinetry company that tries to squeeze you into a box?

With KraftMaid, you can draw from our incredibly wide range of finishes and textures to make choices that truly reflect your personality. With more than 45 finish options in eight unique techniques available on five beautiful wood types, you can design the look that could only belong to you.

## THE KRAFTMAID DIFFERENCE

The right finish heightens the organic characteristics of wood and truly showcases its natural beauty. Choosing the right finish and wood type is an important part of the design process. In this brochure, you will find information about our finish techniques and how they appear on the different wood types we offer.

The KraftMaid difference is in our hands-on craftsmanship. All of our industry-leading finishing processes are backed with a Limited Lifetime Warranty.\* As a standard feature, we apply our exclusive DuraKraft™ topcoat to preserve the beauty of your finish and protect your investment. This ensures that you will enjoy your cabinetry for many years to come.

\*See our Limited Lifetime Warranty for complete details and limitations that apply. The warranty is available at kraftmaid.com.



## STAINED FINISHES

For a natural look, a stain color is applied, then hand-rubbed into the wood for rich, consistent color coverage.

- Stains enhance the inherent beauty of each wood type. Natural characteristics such as wood grain, mineral streaks and knots become more prominent, which creates lighter or darker effects in the color.
- The color of a stain can vary on the various parts of the same door. End grain and veneer absorb more stain than other wood components of the door, resulting in a darker color.
- Chocolate and Muslin stains include flyspeck highlights. This technique involves a random spattering of a complementary finish color, which adds depth and dimension to the finish.

Availability varies on Maple, Oak, Cherry, Birch and Hickory

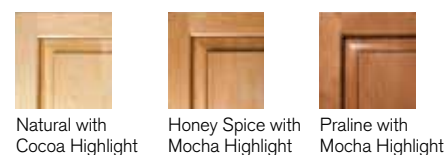


## HIGHLIGHTED FINISHES

A base stain color is hand-rubbed into the wood for maximum absorption. Next, a highlight glaze is hand-applied to the recesses in the door and drawer fronts, adding depth in color without altering the appearance of the base stain.

- This hand-detailed technique creates an artisan look for your space.
- Highlighted finishes are hand-applied, and no two doors look exactly alike.
- Highlights enhance the details of the door without changing or affecting the base color.

Availability varies on Maple, Oak, Cherry, Birch and Hickory




## GLAZED FINISHES

A base stain is applied, then a flood coat of glaze is applied and hand-wiped, leaving behind soft tones in the corners and recesses of the door. Next, a highlight glaze is brushed into the corners and recesses by hand to emphasize the subtle variations in color.

- Glazing is a finish process that involves two hand-detailed techniques, so no two doors look exactly alike.
- The initial flood coat of glaze softens the original base stain color. The highlight glaze increases visual depth and interest in the corners and recesses.
- A veneer center panel absorbs more of the glaze, resulting in a slightly darker color than on the solid wood components of the door frame.

Availability varies on Maple, Oak, Cherry and Birch



## ANTIQUE-GLAZED FINISHES

For an heirloom look, unfinished doors and drawer fronts are randomly distressed and over-sanded. A base stain is then applied, followed by a flood coat of glaze, softening the initial base stain. Once the glaze is wiped off, a hand-brushed highlight glaze is applied to the recesses of the door and drawer fronts.

- This technique builds on the glazed finish process and gives your cabinetry the character of well-loved antique furniture.
- Flyspeck highlights, a random spattering of a complementary finish color, add depth and dimension to the finish.
- The combination of techniques used here creates an old-world feel of hand craftsmanship, and no two doors look exactly alike.

Availability varies on Maple, Cherry and Birch




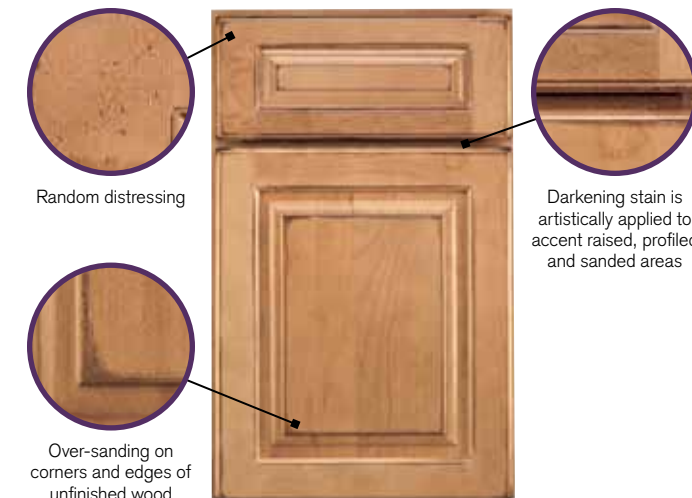
<sup>1</sup> Antique Oatmeal with Ebony Glaze receives additional color enhancement on over-sanded areas.

## BURNISHED FINISHES

This technique creates the warm, traditional look of fine furniture. Unfinished doors and drawer fronts are randomly distressed, then over-sanded. Next, a darkening stain is artistically applied to the corners and raised areas, creating a burnished effect. A base stain is then applied and carefully hand-wiped.

- The very complex process of over-sanding, random distressing and applying burnishing stain produces one-of-a-kind results, and no two doors are exactly alike.
- Burnished Ginger and Burnished Chocolate include flyspeck highlights, which are produced by a random spattering of a complementary finish color, adding depth and dimension.
- Burnished finishes are only available on solid, raised-panel door styles.

Availability varies on Maple, Cherry, Birch and Hickory<sup>2</sup>



<sup>2</sup> The unique qualities of Burnished Finishes cannot be shown on a small sample. To ensure your satisfaction with this finish, we strongly recommend ordering a door sample prior to placing your cabinetry order.